



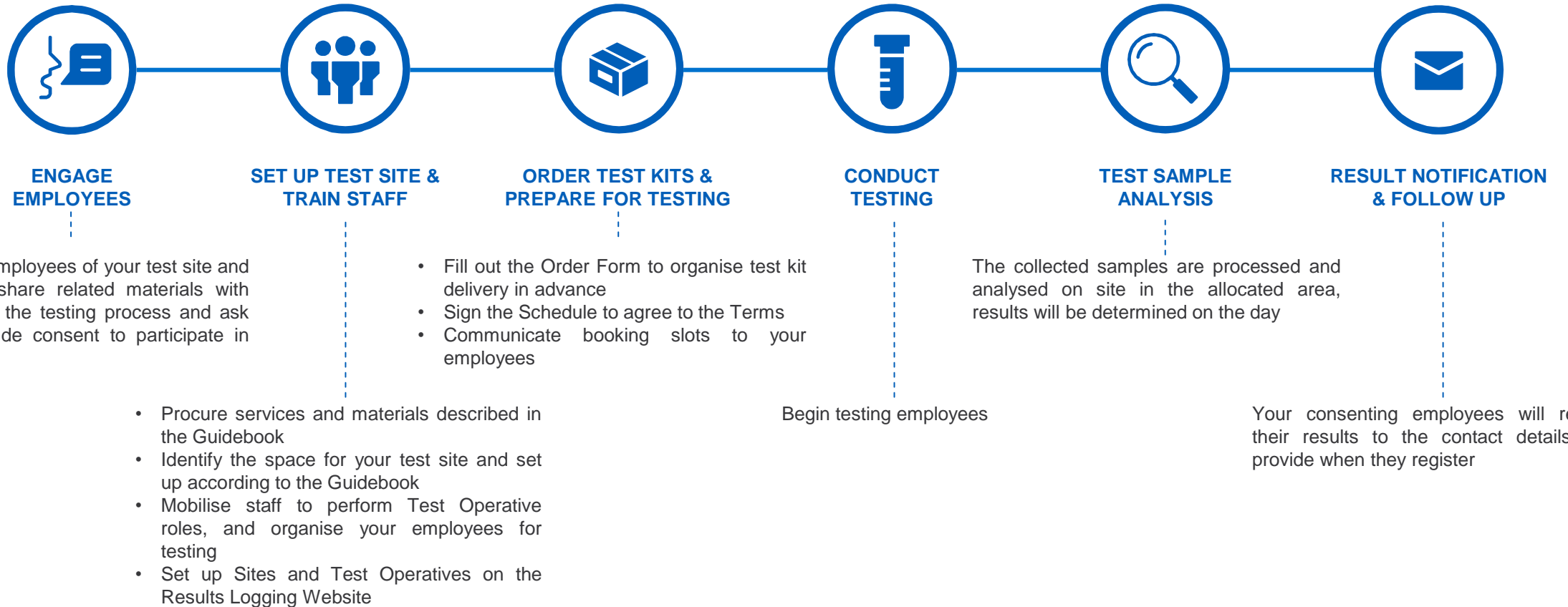
**Test and Trace**

# **INTRODUCTION TO LFD TESTING IN WORKPLACES**

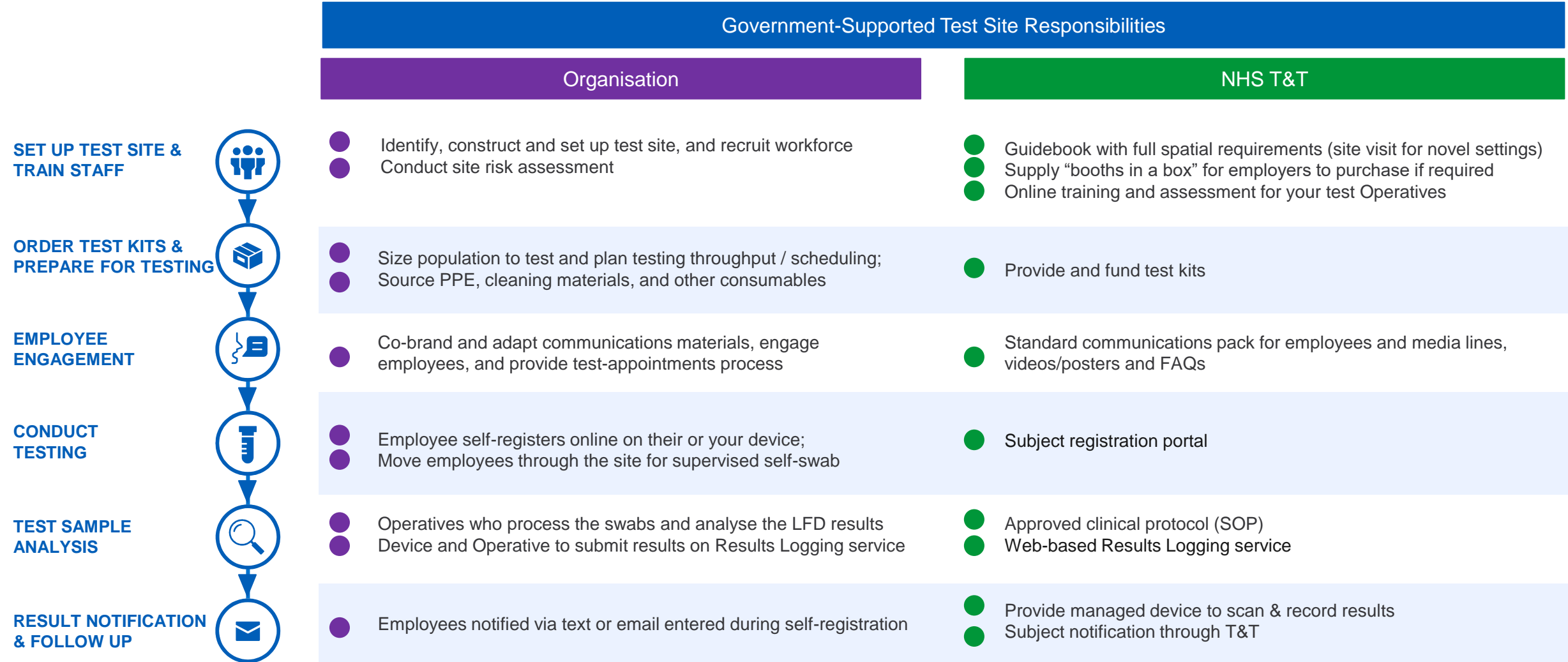
Overview of approach

11 January 2021

# Setting up a test service for your employees will require the following six steps



# Roles and responsibilities are divided as follows:



Note: subject to change, Terms and Conditions apply and must be accepted prior to receiving test kits

# Your employees will be tested using our validated Lateral Flow Antigen tests

The LFD brand currently available in this scheme is:  
**Innova's SARS-CoV-2 Antigen Rapid Qualitative Test**

Lateral Flow Antigen testing involves the processing of **nasal and throat samples** with a Lateral Flow device, **highlighting a coloured strip** on the device to show a **positive** result



- ✓ Fast result (20-30 minutes)
- ✓ Outside of a formal laboratory setting
- ✓ Well-suited for frequent testing of large numbers of asymptomatic people



Innova has an overall sensitivity of 76.8% for all PCR-positive individuals but detects over 95% of individuals with high viral loads, and minimal difference between the ability of the test to pick up viral antigens in symptomatic and asymptomatic individuals

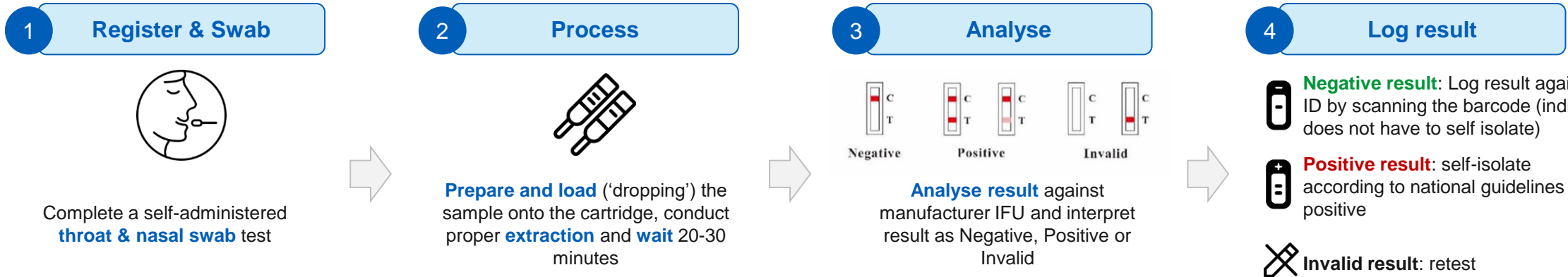
Test kit composition



- 1 Swab
- 2 Extraction vial
- 3 Extraction solution
- 4 Lateral flow device

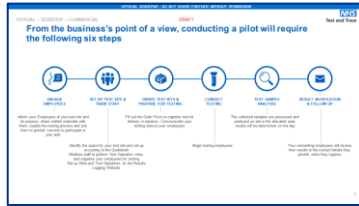
Key Facts

Manufacturer	Product Name	Test Type	Sensitivity est.	Specificity est.	Sample-to-analysis est.
<b>Innova Tried &amp; Tested</b>	Innova SARS-Cov-2 Antigen test	Swab	76.8%	99.68%	20 – 30 mins




# Full documentation and training is available to support you

## Introduction



An overview of asymptomatic testing, including end-to-end testing process, Innova product overview, and roles and responsibilities. Share with organisation leadership.

## Guidebook



Detailed guidance for test site setup and how to operationalise testing in accordance with the SOP. Share with Facilities/Project Manager.

## Order form


A form to calculate the demand for test kits and submit an order to DHSC. It is designed for us to send test kits to one site and then you do the distribution among your sites. Share with SRO/Project Manager.

## Comms pack




Provides helpful messages and materials such as FAQs, sample engagement products, technology explainer, etc. Share with HR/Comms Lead.

## Standard terms and schedule




Legal agreement with DHSC under standard terms and conditions. Share with SRO, Counsel, and Signatory.

## SOP



Explains the approved clinical procedure and protocol requirements to implement a safe and effective test site. Give to SRO, Counsel, and HSE/Medical Lead.

## DPIA



Data Protection Impact Assessment Guidance explains the data flows and data protection for the digital solution. Share with SRO, Counsel/Data Privacy Lead.

## Online training



Self-service training and assessment for Operatives (link is in the Guidebook). Operatives receive a certificate to document successful training. Deployed by Project Manager/Trainer.

# Each organisation agrees to accept DHSC's Terms and Conditions which are underpinned by the following core assumptions

## Policy

1. Testing will not remove requirements to follow all national government guidance on COVID-safe workplaces, such as **social distancing**
2. Those who test positive will need to **self isolate** as per government guidelines. Close contacts will need to self isolate, unless the optional "**Daily Contact Testing**" protocol is implemented

## Operations

3. Tests must be **supervised by employer staff** who will be given suitable training via an online platform
4. Employees will be tested under a schedule to be defined by the employer. Testing will **not be compulsory**
5. Sample materials need to be treated as **healthcare waste**. Disposal will take place at the place of test, per SOP & Guidebook requirements

## Commercial & Legal

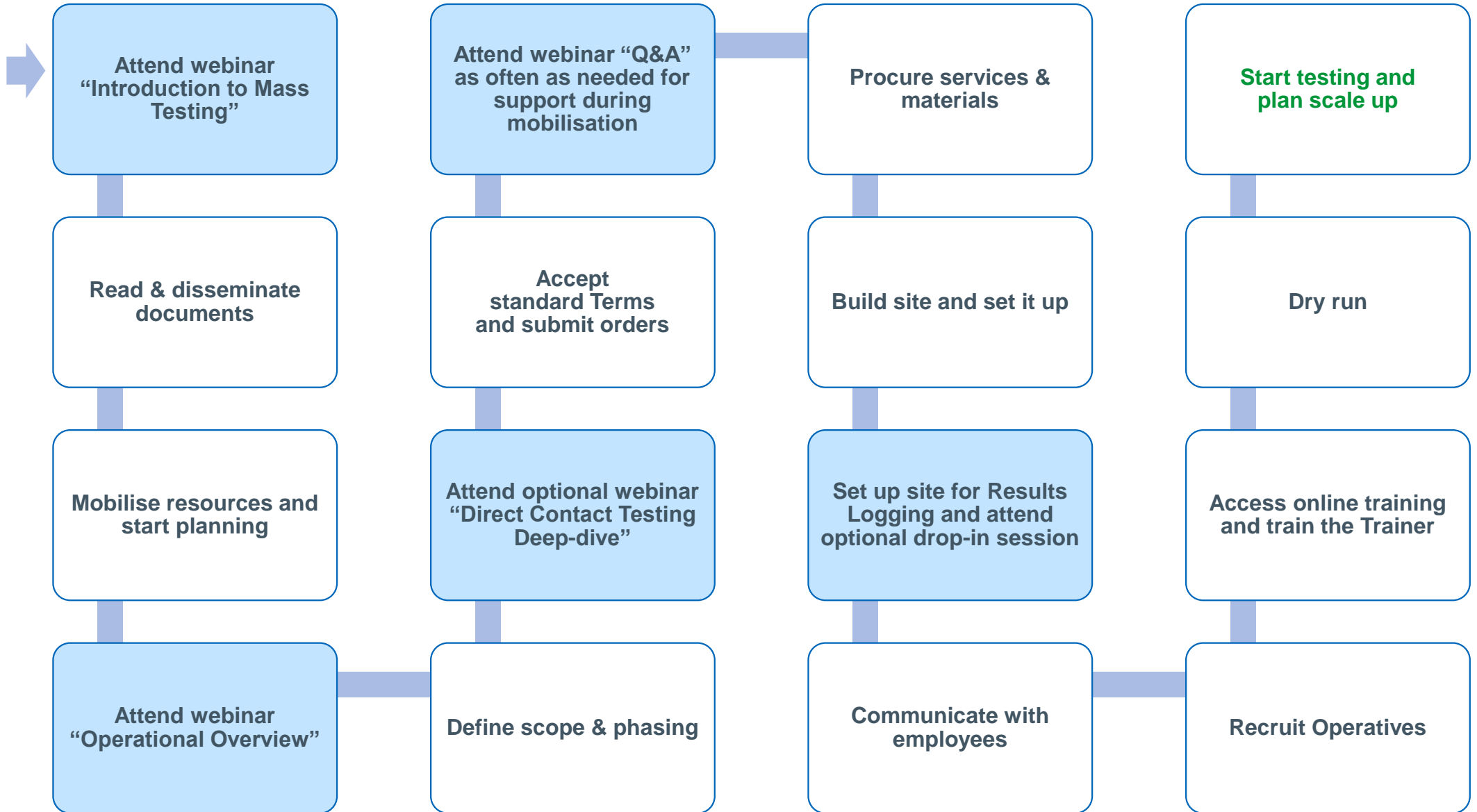
6. The organisation will **construct and set up testing environments** in accordance with SOP guidelines (including storage areas for tests) for sample collection, analysis, disposal and reporting
7. NHS Test and Trace will **fund and supply the tests**, subject to contractual agreement, for a limited period

## Outcomes

8. Test results will be shared with NPEX (National Pathology Exchange) prior to anonymised onward distribution to **Public Health England**
9. Under current legislation, **employers do not receive results directly**

# Please attend the DHSC webinar series to seek expert support

Your mobilisation journey



## To get started, please see the following next steps

- 1** Email [employee.testing@beis.gov.uk](mailto:employee.testing@beis.gov.uk) to register your interest and you will be invited to a webinar series to learn more.
- 2** Accept and attend the **webinar** series to learn more and ask questions
- 3** After the webinar, email [employee.testing@beis.gov.uk](mailto:employee.testing@beis.gov.uk) outlining interest in commencing LFD testing in your workplace, and request an invite to a follow up LFD Operational Overview session.
- 4** Attend LFD Operational Overview session. Decide, high level scope for your organisation, including which locations, populations to test, frequency, and roll-out phasing until the end of March; return the **Order Form** as soon as possible
- 5** Read the **Guidebook** and decide how to build or set up a test site on your premises which meets the SOP requirements
- 6** Review the Terms, DPIA, and SOP with legal counsel, and sign and return the standard **Terms and Schedule** prior to receiving test kits